



The Xtralis VESDA VLX-100 (Ex d) has been specifically designed to provide very early warning smoke detection capability within hazardous area locations that may contain flammable gases. The Ex d satisfies the need of those end users who implement risk based fire-engineering practices and recognize the value of their critical assets.

The Ex d detector is approved Ex d IIB T6. The Ex d approval confirms that the enclosure can withstand an internal explosion and prevent the transmission of the explosion to the surrounding explosive atmosphere.

Gas Group IIB includes but is not limited to ammonia, propane and methanol. The T6 classification allows use of the Ex d in hazardous areas classified T1 through to T6.

Description

The detector is housed in an Flameproof enclosure. The air inlet and exhaust ports provide Ex d protection through the use of Flame Arrestors.

The detector is supplied with the full compliment of Xtralis VESDA features including multiple alarm levels, AutoLearn, Referencing and comprehensive event logging.

The detector is supplied with VESDAnet, the fault tolerant communications protocol, as standard. VESDAnet supports reporting and remote control/diagnostics of the detector from a non-hazardous area allowing easier periodic maintenance reviews without the need to open the Ex d enclosure cover.

With VESDAnet, the standard remote module options are available. Remote displays can be used for immediate status reviews displaying alarm levels, smoke levels, common faults and also the ability to remotely reset and isolate the detector. Remote relays provide extensive and flexible relay reporting.

With access via VESDAnet, standard Xtralis PC Software permits remote access to detector settings and extensive event logs. VESDAnet access allows remote diagnostics and modifications including smoke trends, alarm thresholds, air-flow trends and detector configuration. The General Purpose Input function can be configured to automatically isolate the detector or put it in standby mode when particular conditions apply.

The Ex d has hinged internal access to ease the maintenance process and the enclosure has 4 x M25 holes for Ex d approved cable glands.

How It Works

The air samples collected in a protected area are transported by the pipe network to the Ex d detector. The air sample is passed through an inline deflagration flame arrester as it enters the explosion proof enclosure.

The air sample is passed through the First Stage of a two stage filter, removing dust and dirt from the sampled air. A small percentage of this air flows to the detector chamber for smoke detection. The Second Stage Filter further filters the air sample to produce ultra clean air. The ultra clean air is used to protect the optical integrity of the surfaces in the detection chamber.

The detection chamber is absolutely calibrated and uses a stable highly efficient laser light source and unique sensor configuration to achieve the optimum response to a wide range of smoke types. When smoke passes through the detection chamber it creates light scattering which is detected by the very sensitive sensor circuitry.

The exhaust air from the detector passes through a Flame Arrester before being returned to the protected area maintaining the Ex d integrity of the unit.

Features

- Europe: IIB G EEx d IIB T6 approved
- Australia: Ex d IIB T6 certified
- Ex d approved Flame Arrestors to protect Inlet & exhaust Ports
- Absolute smoke detection
- Wide Alarm Threshold Sensitivity range
- VESDAnet connectivity
- AutoLearn™
- Referencing
- Three alarm levels
- Programmable Relays
- Arflow monitoring
- Remote display and relay capability
- Simple mounting design
- Hinged door

Xtralis VESDA Ex d™

VLX-100

Specifications

Supply Voltage: 18 to 30 V dc (nominally 24 V dc)
Power Consumption: 8.0 watts quiescent, 8.6 watts alarm
Current Consumption: 335 mA nominal, 360 mA in alarm @ 24 Vdc
Fuse Rating: 1.6A
Enclosure Rating: Ex d IIB T6
Enclosure Dimensions (WHD): 490 mm x 358 mm x 208 mm (19³/₈ in x 14¹/₈ in x 8¹/₈ in)
Enclosure Weight: 44 Kg (approx. 97 lbs.)
Operating Conditions:
Detector Ambient: -10° C to 39° C (14° to 103° F)
Sampled Air: -20° to 60° C (-4° to 140° F)
Humidity: 10-95% RH, non-condensing

Sampling Network:

Single pipe length 50 m (164 ft) max.
 Twin (branched) pipe length 30 m (98 ft) max per branch
 Max. 10 Sampling Holes inc End Cap
 Min. 2 Sampling Holes inc End Cap in all cases

Pipe ID:

Internal Diameter: 15-21 mm (9/16" – 7/8")
External Diameter: 25 mm (1")
Sampling pipe gland: - 2 x 25 mm (1in)

IP Rating:

Mounting: 4 external lugs with holes centered at 318 x 452 mm accepting 10mm bolts

Cable Access:

4 x M25 holes for Ex d-approved cable glands (not supplied).
 Unit shipped with Ex d blanking plugs only.

Cable Termination:

Screw terminal blocks 0.2-2.5 mm², (30-12 AWG)

Alarm Threshold Setting Range:

Alert: 0.005 - 1.990% obs/m (0.0015 - 0.6218% obs/ft)
Pre-Alarm: 0.010 - 1.995% obs/m (0.0031 - 0.6234% obs/ft)
Fire: 0.015 - 20.00% obs/m (0.0046 - 6.25% obs/ft)*
 *Limited to 4% obs/ft for UL

Software Features:

Event Log: Up to 12,000 events stored on FIFO Smoke level, alarms and faults with time and date stamp
AutoLearn: Minimum 15 minutes, maximum 14 days
 During AutoLearn thresholds are NOT changed from pre-set values.

Standards & Approvals:

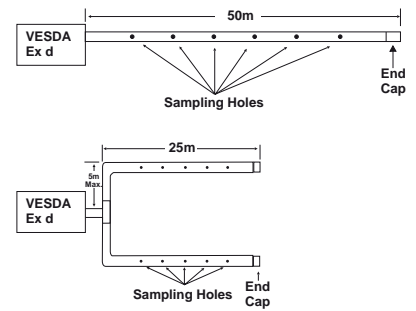
Europe	Australia
ITS03ATEX11273	AUS Ex 03.3854X
II 3 G, EEx d IIB T6	Ex d IIB T6 IP 66

Ordering Information:

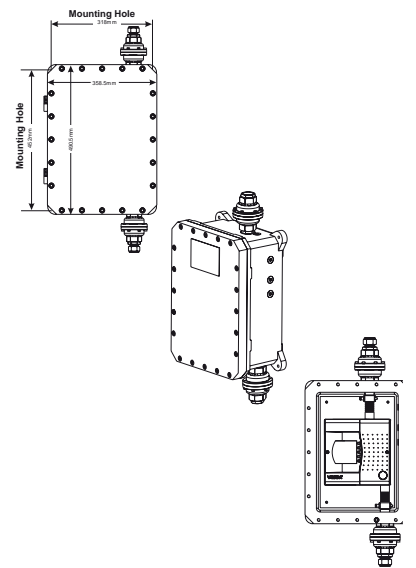
Xtralis VESDA VLX-100 (Ex d)	VLX-100
<i>Optional Devices:</i>	
Remote Xtralis VESDA VLC Display and Relays	VRT-J00
Remote VESDAnet Socket	VRT-300
Remote LCD Programmer	VRT-100
Xtralis VSM4 Software	VSW-207
Xtralis VSC Software	VSW-100
<i>Spare Parts:</i>	
Flame Arrestor	VSP-400
Xtralis VESDA VLC Ex d VN Detector	VSP-405

To confirm the suitability of the Xtralis VESDA Ex d for your application please refer to the Xtralis Regional Office closest to you

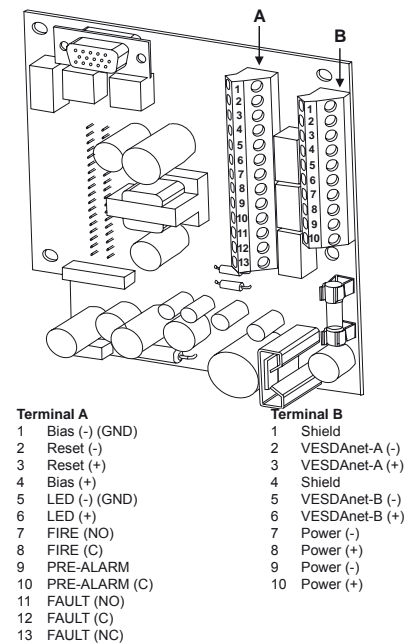
Recommended Example of Sampling Pipe Networks



Xtralis VESDA Ex d External Dimensions



Detector Termination Card



www.xtralis.com

The Americas +1 781 740 2223 Asia +852 2916 8894 Australia and New Zealand +61 3 9936 7000
 Continental Europe +32 56 24 19 51 UK and the Middle East +44 1442 242 330

The contents of this document are provided on an "as is" basis. No representation or warranty (either express or implied) is made as to the completeness, accuracy or reliability of the contents of this document. The manufacturer reserves the right to change designs or specifications without obligation and without further notice. Except as otherwise provided, all warranties, express or implied, including without limitation any implied warranties of merchantability and fitness for a particular purpose are expressly excluded.
 This document includes registered and unregistered trademarks. All trademarks displayed are the trademarks of their respective owners. Your use of this document does not constitute or create a licence or any other right to use the name and/or trademark and/or label.
 This document is subject to copyright owned by Xtralis AG ("Xtralis"). You agree not to copy, communicate to the public, adapt, distribute, transfer, sell, modify or publish any contents of this document without the express prior written consent of Xtralis.

